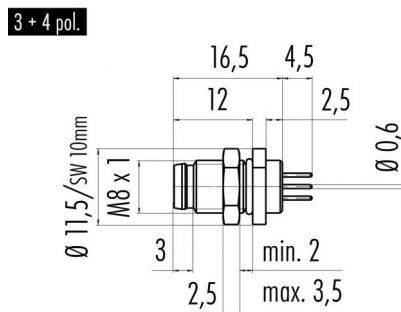


Product description	M8 male panel mount connector, Contacts: 4, not shielded, dip-solder, IP67, UL, M8x1.0, front mounting
Area	M8 series 718
Order number	86 6119 1100 00004

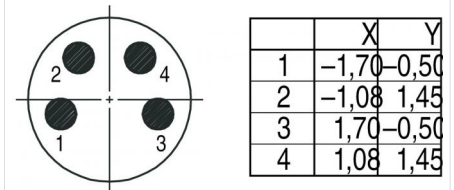
Illustration



Scale drawing



Contact arrangement (Plug-in side)



You can find the assembly instructions on the next page.

Technical data

General values

Notice	Please note that, due to the change from the old to the new order number, there may be deviations in the technical specifications. For questions about product details, please use the 'Contact Customer Service' form on the right.
Connector design	male panel mount connector
Connector locking system	screw
Termination	dip-solder
Upper limit temperature	85 °C
Lower limit temperature	- 40 °C
Customs tariff number	85369010
Packaging Unit	20

Cable data

Approval 1	UL
------------	----

Electrical values

Rated current (40 °C)	4 A
Rated voltage	60 V
Rated impulse voltage	1500 V
Pollution degree	3
Overvoltage category	II
Insulating material group	II
EMC compliance	not shielded
Degree of protection	IP67
Mechanical operation	> 100 Mating cycles

Material

Contact material	CuZn (brass)
Contact plating	Au (gold)
Contact body material	PA
Housing material	CuZn (Brass nickel plated)
REACH SVHC	CAS 80-05-7 (4,4'-isopropylidendiphenol) CAS 7439-92-1 (Lead) CAS 61788-32-7 (Terphenyl, hydrogenated)

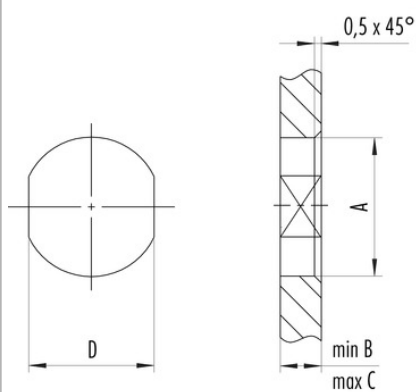
Product description **M8 male panel mount connector, Contacts: 4, not shielded, dip-solder, IP67, UL, M8x1.0, front mounting**

Area **M8 series 718**
Order number **86 6119 1100 00004**

Assembly instructions / Panel cut-out

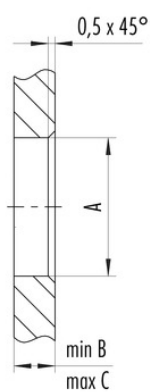
1st Installation proposal

With flats as anti-rotation device



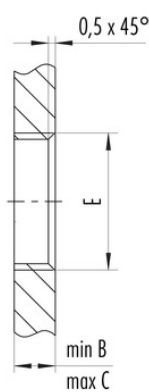
2nd Installation proposal

With bore hole



3rd Installation proposal

With thread to screw in



thread E	A	B	C	D
M8 x 1	8,1	2,0	3,5	7,1
M10 x 0,75	10,1	2,0	6,5	9,1
M12 x 1	12,1	2,5	4,5	10,0

Tightening torque 1 Nm

Product description	M8 male panel mount connector, Contacts: 4, not shielded, dip-solder, IP67, UL, M8x1.0, front mounting
Area	M8 series 718
Order number	86 6119 1100 00004

Security notices

The connectors are designed for use in plant, control system and electrical equipment. The end user is responsible for checking whether the connectors are suitable for use in other applications.

Connectors with degree of protection IP 67 and IP 68 are not suitable for use under water. When used outdoors, the connectors must be separately protected against corrosion. For further information about IP degrees of protection refer to 'Technical support' in the Download Centre.